

Nano One Corporate Presentation

Nano One Materials Corp.

Changing How the World Makes Battery Materials

Lower Cost

Easier-to-Permit

Simplified Process

Supply Chain Resilient

Modular & Scalable



Disclaimers

TSX: NANO | FF: LBMB | OTCQB: NNOMF

Disclaimer

None of the information or analyses presented are intended to form the basis for any investment decision, and no specific recommendations are intended. Accordingly, any use of this information is at the reader's risk and without liability to Nano One Materials Corp. ("Nano One"). The information contained herein is not to be construed as either a public or private offer or solicitation to purchase securities in the capital stock of Nano One. Nano One expressly warns readers not to rely on the information herein for investment or other related purposes. The reader is referred to his/her professional investment advisor regarding investment or related decisions respecting the securities of Nano One.

Forward Looking Statements

Certain information contained herein may constitute "forward-looking information" and "forward-looking statements" within the meaning of applicable securities legislation. All statements, other than statements of historical fact, are forward-looking statements. Forward-looking information includes, but is not limited to, statements with respect to expected demand for LFP, competitive conditions, current and future collaborations, the Company's ability to achieve its stated goals, financing endeavours, technical progress and the commercialization of Nano One's technology and patents. Generally, forward-looking information can be identified by the use of forward-looking terminology such as "expects" or "plans", or variations of such words and phrases or statements that certain actions, events or results "will" or "may" occur. Forward-looking statements are based on the opinions and estimates of management as of the date such statements are made and they are subject to known and unknown risks, uncertainties and other factors that may cause the actual results, level of activity, performance or achievements of Nano One to be materially different from those expressed or implied by such forward-looking statements or forward-looking information, including: anticipated revenue streams, the Company's licensing model, target markets, target cost-reductions, target partners, capital expenditures, raw material and other costs, financing and additional capital requirements, the development of technology, supply chains, and plans for construction and operation of cathode production facilities, the functions and intended benefits of Nano One's technology and products, the commercialization of the Company's technology and patents and potential revenues which would be reasonably expected to come from such activities, and other risk factors as identified in Nano One's MD&A and its Annual Information Form dated March 25, 2025, both for the year ended December 31, 2024, and in recent securities filings for the Company which are available at www.sedarplus.ca. Although management of Nano One has attempted to identify important factors that could cause actual results to differ materially from those contained in forward-looking statements or forward-looking information, there may be other factors that cause results not to be as anticipated, estimated or intended. Accordingly, readers should not place undue reliance on forward-looking statements and forward-looking information. Nano One does not intend, and does not assume any obligation, to update any forward-looking statements or forward-looking information that are incorporated herein, except as required by applicable securities laws.

500+ Years Cathode Experience

Executive, Investor and Business Leaders



Dan Blondal
CEO, Founder &
Director



Alex Holmes
COO



Denis Geoffroy
CCO



Carlo Valente
CFO



Adam Johnson
SVP, External Affairs



Kelli Forster
SVP, People & Culture



Dr. Guoxian Liang
SVP, Technology



Andrew Muckstadt
VP, Business
Development

Board of Directors



Anthony Tse
Chair



Dan Blondal
CEO, Founder &
Director



Lisa Skakun
Director



Carla Matheson
Director



Dr. Joseph Guy
Director

Advisors



Robert Morris



Dr. Yuan Gao



Joe Lowry



Hon. Frank Fannon



Donghui Han



Existing plant



Decades of LFP production experience

Targeting **\$40B¹** in LFP Demand

Nano One Materials Corp. (TSX: NANO) is a Canadian technology company and its One-Pot™ process is **changing** how the world makes **cathode active materials** for lithium-ion batteries.



Sustainable Advantage

- Integrates precursor and cathode production
- Leverages existing plant, deep expertise, IP & tech
- Eliminates waste and reliance on China supply chains
- Easier-to-permit, cost competitive, less energy & water



Capital Light Licensing Model

- Modular plant design is primed for scale and growth
- High margin, recurring royalty stream
- Drives strong balance sheet and long-term value
- Development projects be taken to FID and spun-out
- Wide scale licensing key to changing supply chains

¹ Bloomberg NEF Lithium-Ion Batteries: State of the Industry 2024



Designed to Scale



OBBBA-Ready



Share Price:

C\$1.05*

Market Cap:

C\$125M*

Common Outstanding:

118,640,646*

Fully Diluted:

130,765,096*

Working Capital:

~C\$16.5M**

Non-Dilutive Access:

~C\$29M**

Key Shareholders:

**Rio Tinto, Sumitomo, US Global
RobecoSam, Schroders**

Analyst Coverage:

Roth Capital, Maxim Group

* As of Jan 26, 2026

** As of Sept 30, 2025



Shareholder Value

1

Scalable Business Model

Licensing-based business model offering high-margin royalty revenue stream.

2

Strategic Partnerships and Validation

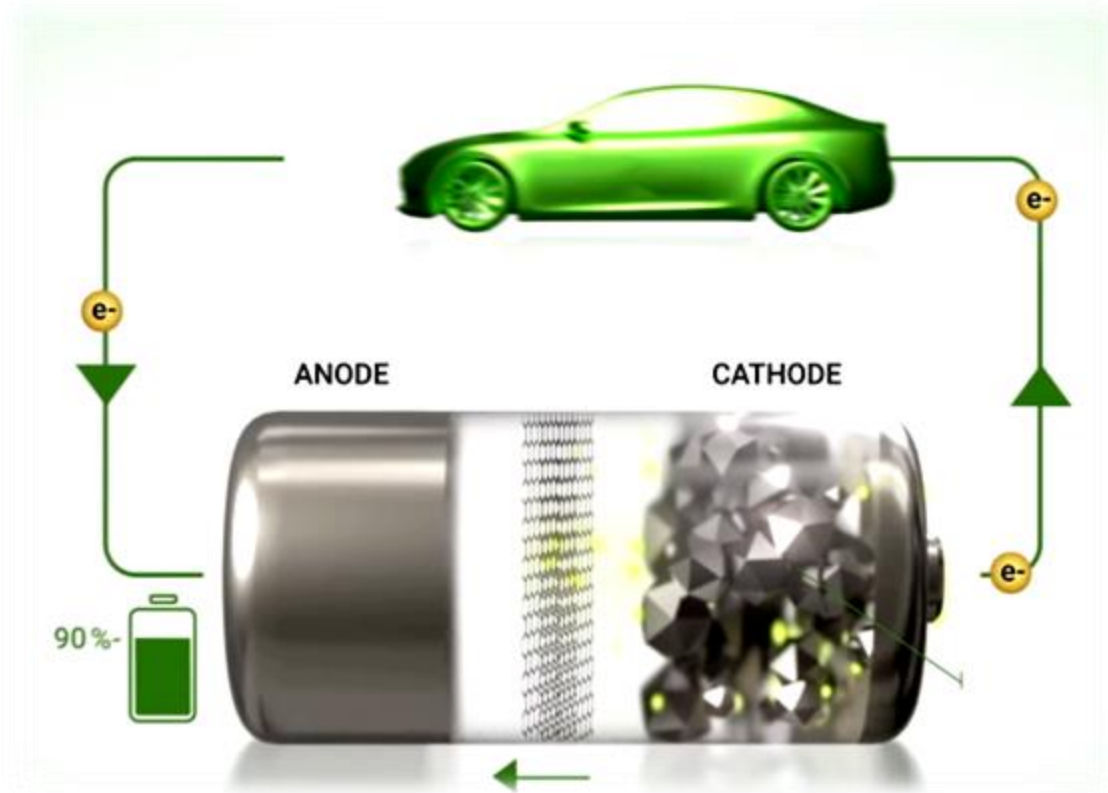
Collaborations with Rio Tinto, Sumitomo Metal Mining, and Worley de-risks commercialization and enhances ability to penetrate the EV, ESS and Defense markets.

3

Transition from Pre-revenue to Commercial

Initial revenues from product sales — licensing and royalty revenues to follow

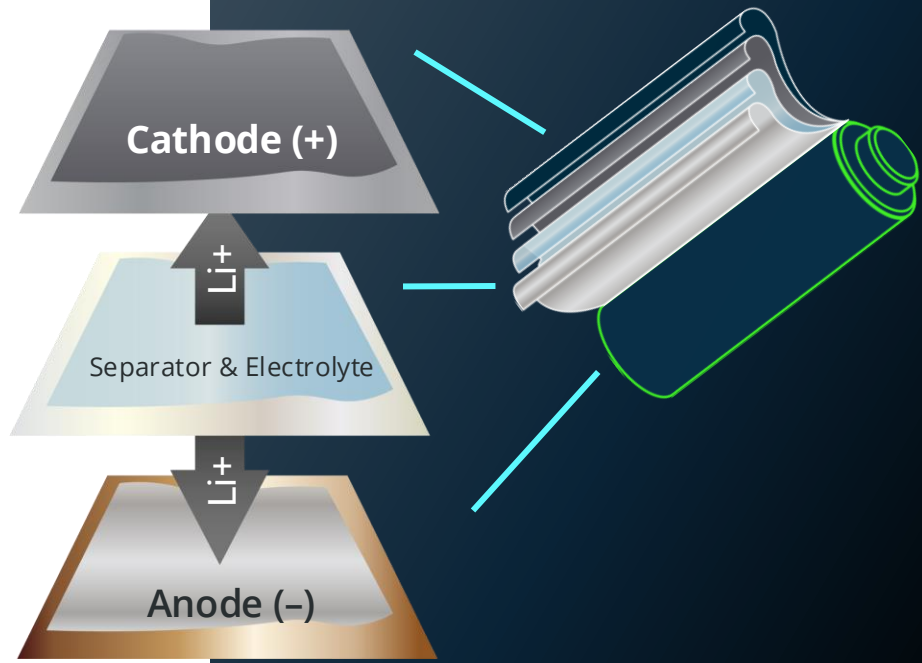
How Lithium-ion Batteries Work



Charging moves lithium ions from the cathode through the electrolyte to the anode

Energy is generated when lithium ions move from the anode to the cathode.

COMPONENTS

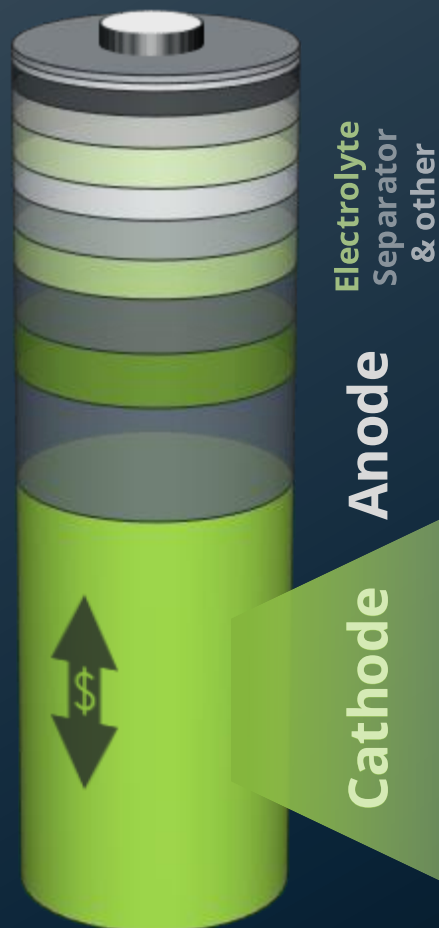


Cathode Active Material (CAM)

Cathode Cost*
~40-60%


±15% due to variations
in raw material costs

* Source: BloombergNEF 2021



- Key to energy density, durability, power output, and efficiency.
- Most complex, costly, energy, and environmentally-intensive component.

LFP
LMFP




↑ Durability ↑ Safety ↓ \$
LFP Pack density ≈ NMC
mass market EV, ESS, Industrial
70-80% Market Share in China¹

NMC



↑ Density ↓ Durability ↑ \$
Luxury long range EV
Various types (622, 811, 955 etc.)

LNM

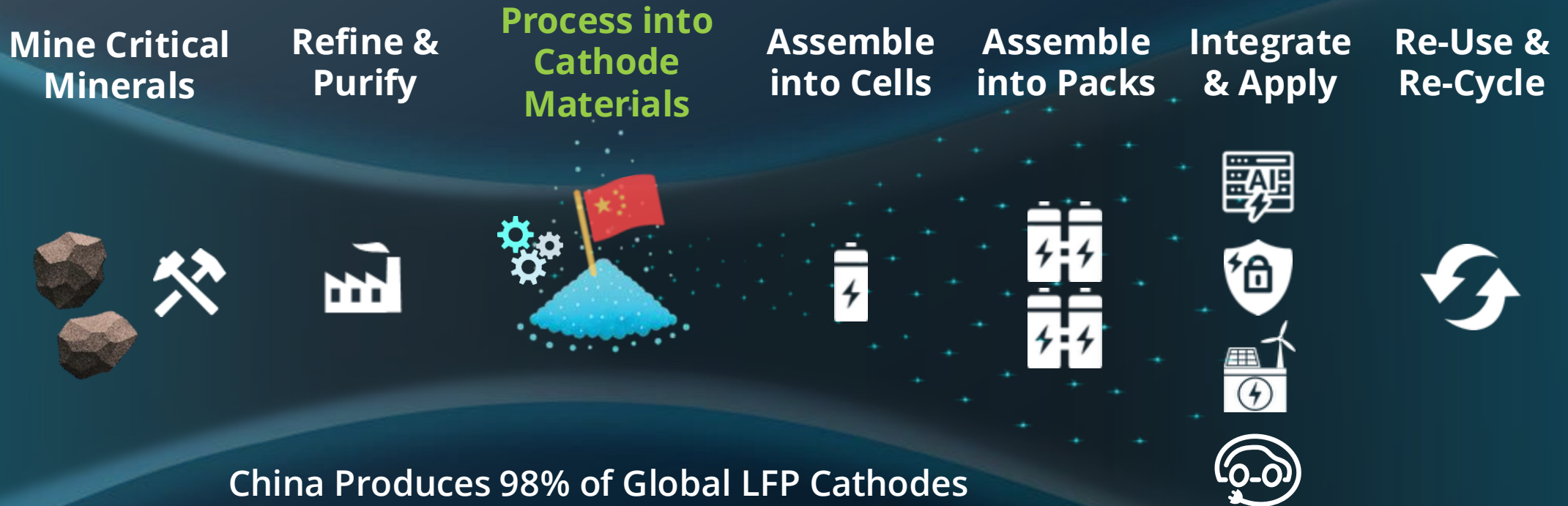


↓ Density ↑ Voltage ↑ Charge
Next Gen Chemistry - niche

¹ Shanghai Metal Market, "LFP growth Continues: Lithium Carbonate Remains Key Price Driver" <https://www.metal.com/en/newscontent/103286548>

The Global Battery Bottleneck is Cathodes

Between mining & batteries—critical minerals are **refined & transformed** into cathodes



China Produces 98% of Global LFP Cathodes
(IEA Global Critical Minerals Outlook 2024)

↑ global trade tensions

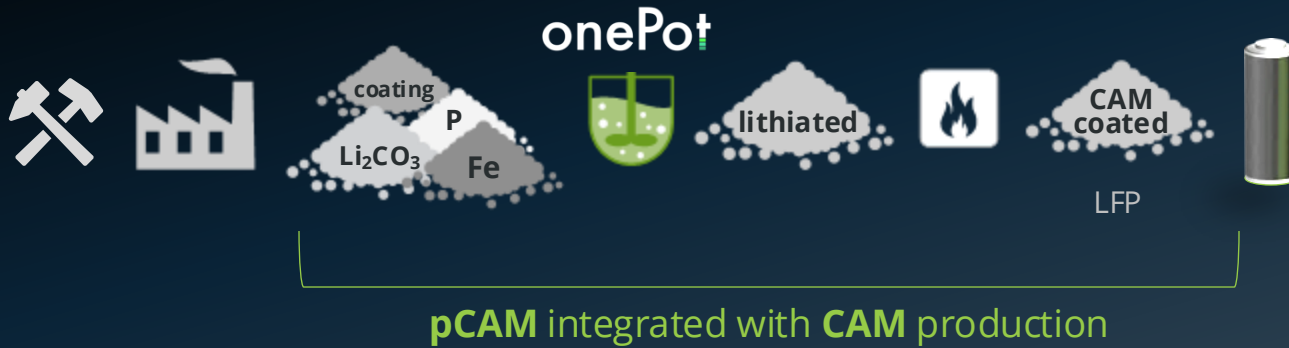
US restricts prohibited foreign entities & **G7 pledges diversification***
China restricts access to LFP technology, product and equipment

* G7 nations aligned on critical minerals and production alliance with US/Canada finalizing now

onePot[®] Process

PCAM, CAM & Coating combined

52 patents³ 50+ pending



Cost-competitive¹ & Greener²

- ↓ up to 30% ↓ OPEX at least 30% ↓ CAPEX
- ↓ 80% less energy
- ∅ sodium sulphate wastewater
- ↓ 50-60% GHGs
- ↓ 80% water usage
- ↑ supply chain diversification
- modular – easier to permit, build & operate

See how it works



¹ Cost Comparison – <https://nanoone.ca/news/nano-one-provides-progress-update-on-its-alliance-with-worley-and-cost-comparison-demonstrating-the-case-for-one-pot-enabled-lfp-cathode-production/>

² Independent Life-Cycle Analysis – <https://nanoone.ca/news/nano-one-could-reduce-ghgs-by-up-to-60-for-nmc-50-for-lfp-and-reduce-water-use-by-up-to-80/>

³ <https://nanoone.ca/news/nano-one-successfully-commissions-proprietary-agitator-equipment-boosting-throughput-capacity-at-candiac/>

Standard Process

PCAM, CAM & Coating separate



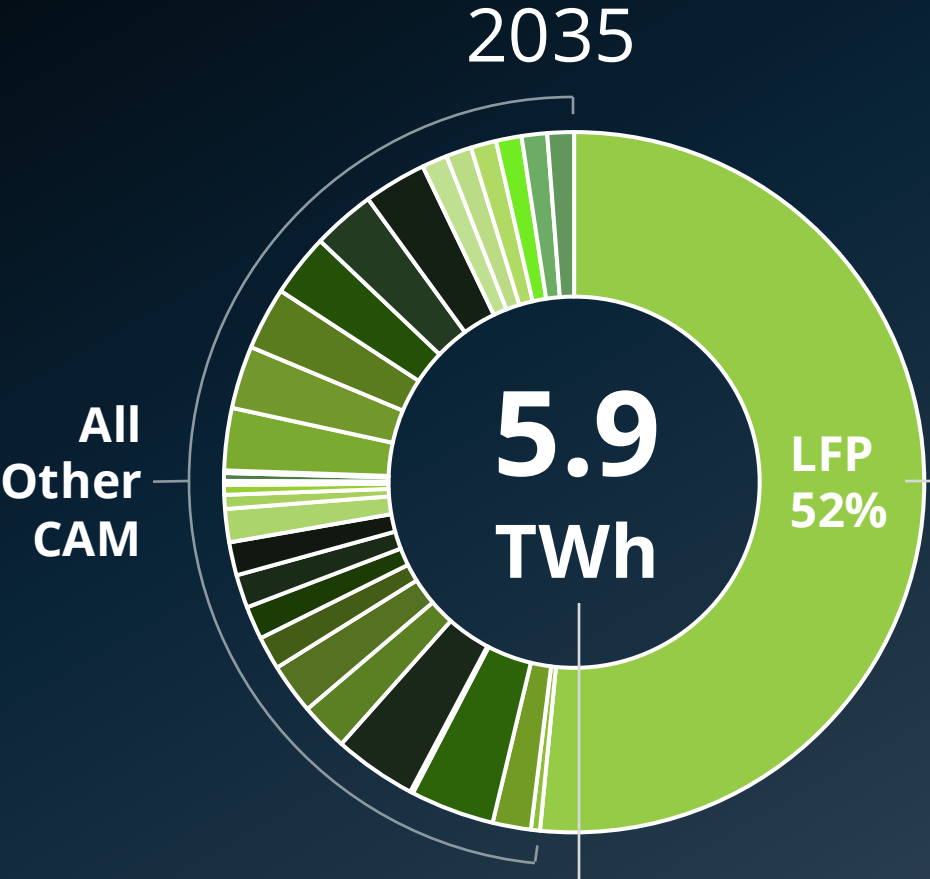
Global Cathode Chemistry Market Demand Forecast¹

¹ derived from Bloomberg NEF Lithium-Ion Batteries: State of the Industry 2024

20+ variations⁴ of NCM, NCA, NCMA, LMR, LNM, LMFP, Na-ion, etc

Average market size
2.5% (~150 GWh)

New formulations of LMFP, LMR and NM(CA) will further bifurcate markets by 2035



2.1 TWh

\$40 B/yr

20X

ROW (exPRC)
4.2 mtpa LFP
168 \$½B plants
35 million EVs

Addressable Market

Economy of scale



98 million EVs
(@ 60KWh / EV), or



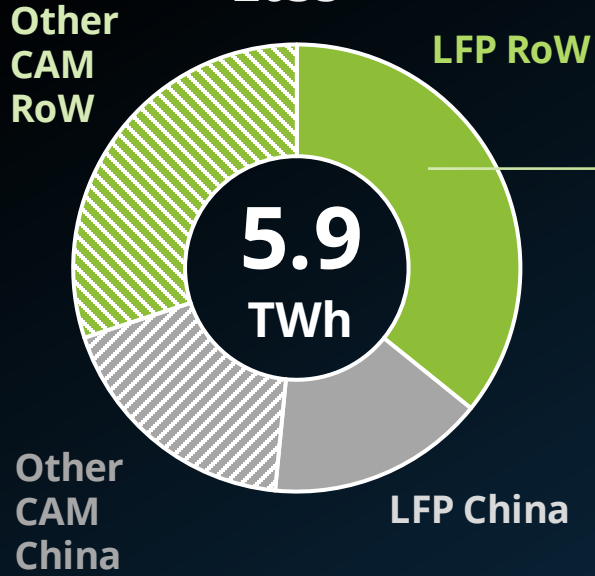
enough to supply every home, business and industry in California for 8 days¹, Canada for 4 days², or Texas for 4 days³,

¹ California Energy Commission, 769 GWh/day electricity demand ² Statistics Canada, 1.54 TWh/day electricity demand.


³U.S. Energy Information Administration, State Energy Data System, 492 TWh/year ⁴NMC = Lithium Nickel Manganese Cobalt Oxide, NCA = Lithium Nickel Cobalt Aluminum Oxide, NCMA = Lithium Nickel Cobalt Manganese Aluminum Oxide, LMR = Lithium Manganese Rich NMC, LNM = Lithium Nickel Manganese Oxide (Manganese Rich Spinel), LMFP = Lithium Manganese Iron Phosphate, Na-ion = Sodium ion

Cathode Market Demand Forecast¹

2035

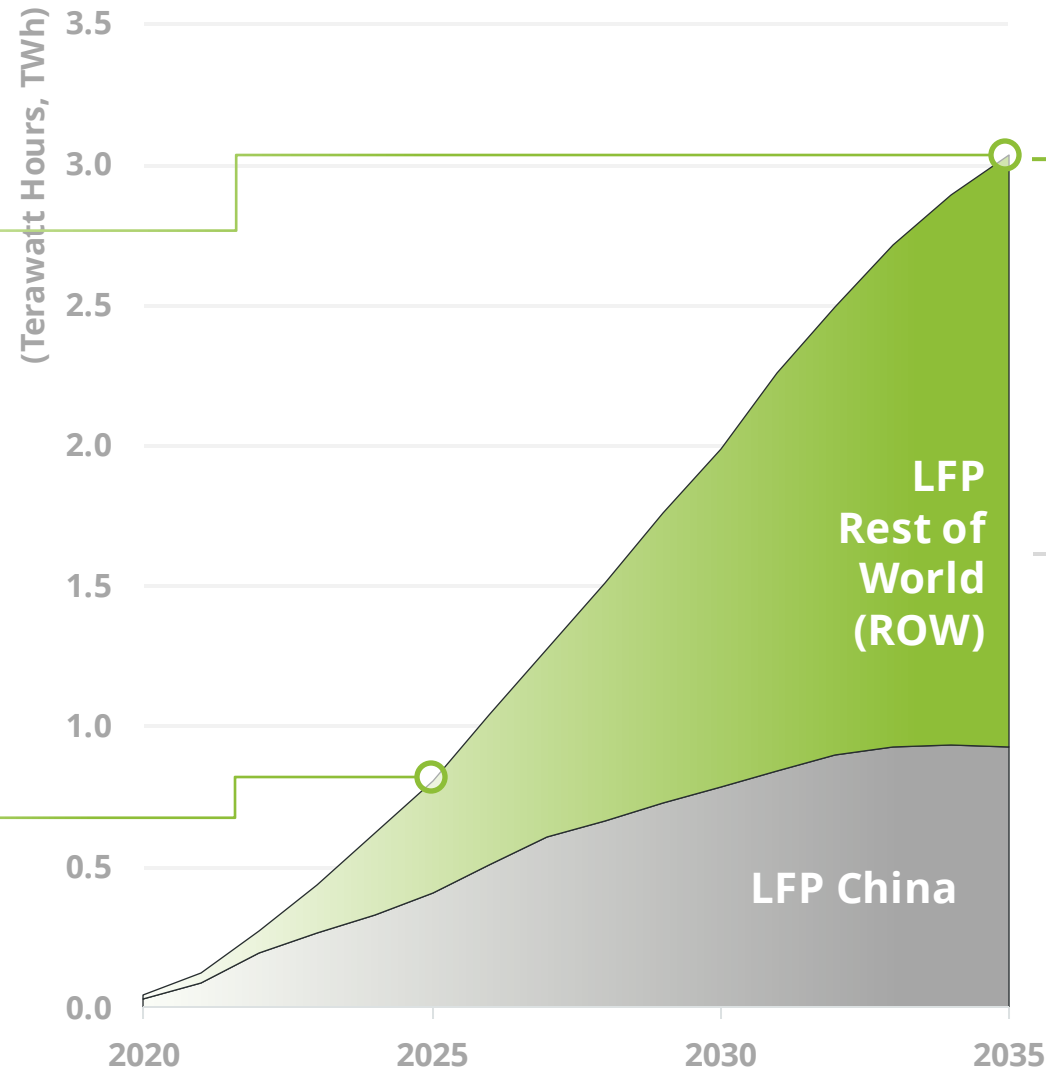


2025



LFP Demand Market Forecast¹

Mass Adoption is Clear



3X

higher than
forecasted^{1,2}
in 2021

5X

RoW Growth from 2025-35
Driven by ↑ AI ↑ BESS ↑ EV

2.1 TWh

4.2 mtpa LFP
168 \$½B plants
35 million EVs

\$40B/yr

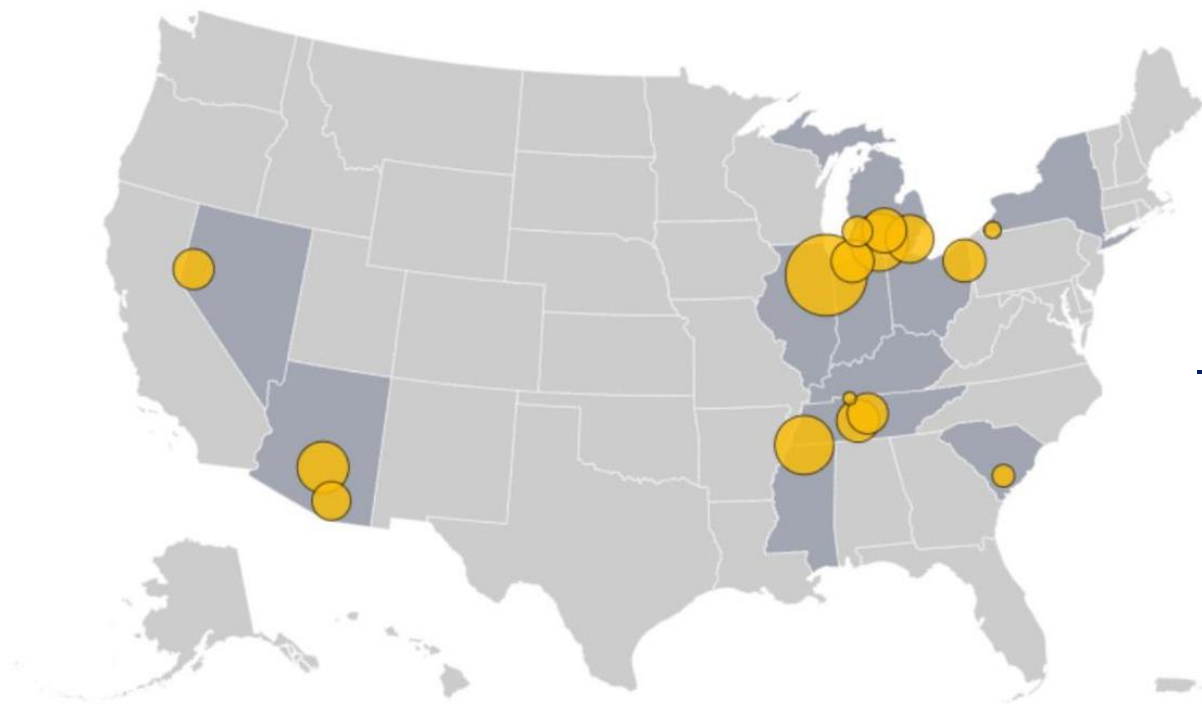
Serviceable
Addressable
Market (SAM)

¹ Bloomberg NEF Lithium-Ion Batteries: State of the Industry 2024

² Bloomberg NEF Long Term Electric Vehicle Outlook 2022

US Production Capacity

Nearly **200 GWh** announced in US LFP cell production for 2030 pipeline



LFP Capacity: 5 GWh  20 GWh 

Source: Benchmark Battery & Gigafactory Forecast



Incentives are CLEAR

LFP CAM must be economically regionalized

- 200 GWh in LFP cells requires 400 ktpa LFP CAM
- Regionalization would translate to 16 x 25ktpa One-Pot enabled LFP lines

\$7B/yr

US cell production tax credits
@ \$35M / GWh if there is
no Prohibited Foreign Content ¹

¹45X & Prohibitive Foreign Entity provisions in One Big Beautiful Bill Act
<https://www.congress.gov/bill/119th-congress/house-bill/1/text>

Changing How the World Makes **Battery Materials**



R&D, testing & characterization



Innovation Hub

Burnaby, BC, Canada

25,000 sf

LFP, NMC, LNMO & other CAM

52 Patents Granted & 50+ Pending

- ✓ ideate & conceptualize
- ✓ prove & validate
- ✓ develop & evaluate

Commercialization Hub


Candiac, Québec, Canada

80,000 sf

- ✓ Pilot and Demo LFP plant and experienced production team
- ✓ 200 tpa Expansion Targets: **800 tpa** → **1,000+ tpa**
- ✓ Derisks in full scale production intent equipment
- ✓ Optimization & training center for licensees & partners
- ✓ Product & plant qualification
- ✓ Drives offtake for small/large volume production & licensees

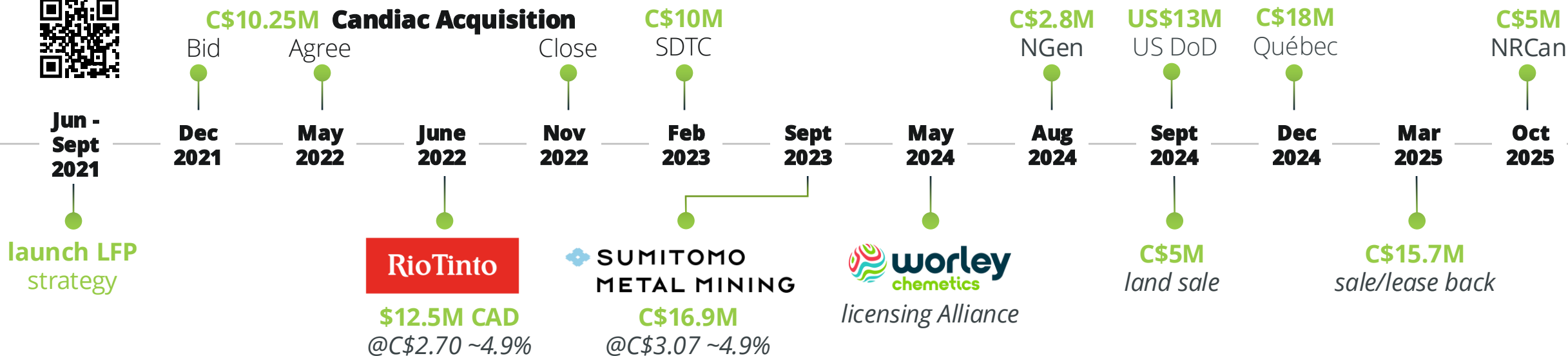
4-Year Milestones

Proactive. Funded. Focused.



nanoOne

recent history



nanoOne

Rapid Global Scaling & License Model

- Modular, scalable and globally deployable
- Eliminates waste and easier-to-site-and-permit
- Leverage Existing Pilot and Demo w/ less capital at risk



50,000¹ experts globally, delivering first-of-a-kind tech solutions.
AUD9B market cap | .AUD1.5B battery materials division

Existing Pilot & Demo Facility (Candiac)



accelerates first revenues, investment decision (FID),
adoption, offtake, time-to-market, and training



Growth via Licensing

- IP Rights
- Key proprietary equipment
- Detailed Process Design
- Modular 25 ktpa plants with two lines each
- Detailed process design
- Customizable support & continuous innovation
- Global Engineering Alliance with Worley
- **Upfront Fee + Royalty stream**

Paths to Revenue¹

Licensing

Revenue	Direct Sales	Dev Project (JV Model)	Technology Licensing
<i>Description</i>	<ul style="list-style-type: none"> • Candiatic Facility • Small volumes Defense & ESS (Canada – US - EU) • First revenues add working capital & limits dilution • Key targets in qualification 	<ul style="list-style-type: none"> • Multi tonne offtake samples from Candiatic in 2026, B/C samples • Production targets in Canada, Europe, Indo-Pacific, and/or USA • SPV w/ Nano as tech/development partner for minority stake 	<ul style="list-style-type: none"> • Design Once Build Many • Pre-sales package in place. • CAM packages or license only • Co-market & license w/ Worley • Focus on Indo-Pacific & USA.
<i>One Time Revenue</i>		<ul style="list-style-type: none"> ✓ License Fee ✓ Pre-FID support ✓ Operator Training ✓ Post SOP support 	<ul style="list-style-type: none"> ✓ CAM package or license fee ✓ Pre-FID support ✓ Operator Training ✓ Post SOP support
<i>Recurring Revenue</i>	<ul style="list-style-type: none"> ✓ sales revenue 	<ul style="list-style-type: none"> ✓ Production royalty ✓ optional O&M services ✓ optional Innovation as a Service 	<ul style="list-style-type: none"> ✓ Production royalty ✓ optional O&M services ✓ optional Innovation as a Service

¹ This table is intended to illustrate how Nano One's anticipated three revenue streams (product sales, joint venture, and technology licensing revenues) are designed to scale in parallel, aligned with the expected needs of different market segments. The Company is not currently able to provide guidance on the timing or quantum of fees or revenues, if any, from any of the anticipated streams.



Multi-track Revenue Growth¹

↑ Defense, ↑ BESS, ↑ AI Data Centers, ↑ Industrial ↑ EV – Ramp up LFP production in line with **voice of customer** and their needs on volume, localization, qualification timelines and market adoption.



¹ This graph is intended to illustrate how Nano One's anticipated three revenue streams (product sales, joint venture, and technology licensing revenues) are designed to scale in parallel, aligned with the expected needs of different market segments. The Company is not currently able to provide guidance on the timing or quantum of fees or revenues, if any, from any of the anticipated streams.

2025-26 Catalysts — In Motion



Finance - \$16.6M in gov funding drawn (more in process)



Non-Dilutive Capital - \$65M+ secured in the last 12 months



CAM Package - Three distinct packages developed



One-Pot Equipment - Reactor & kiln design started (NGen support)



Government Policy - Strong policy alignment & engagement: US, Canada, EU



Partners - Advanced Partnership Announcement, SMM and Rio Tinto



Capacity Expansion - stage 1 @ 800 tpa and stage 2 @ 1000+ tpa



LFP Sales - Samples in validation for ESS, auto, defense




Licensing - Discussions in-progress



Supply Chain - Regional feedstock diversification ongoing



Innovation - M2CAM® and IP work in progress. 52 patents and 50+ pending



Executive Summary

Growth through Technology Licensing – 52 Patents³ Granted, 50+ Pending

- **High margin EBITDA** – Capital light – upfront license fees – production royalty streams – rapid expansion and growth – potential JVs
- **Demo plant in Québec** derisks and supports licensees with production, offtake, training & continuous improvement
- + production revenues from Demo facility brings in non-dilutive working capital while licensing revenues ramp up

Licensing Alliance with Worley

- Co-develop, market and license modular LFP plants with Worley (*A\$8 billion, **world's largest battery materials engineering firm***)
- Leverage global sales & marketing platform geared to sell One-Pot enabled production lines for **rapid industrialization**
- *Design-One-Build-Many* to tackle scale up needs and **\$40B+ LFP market opportunity**, followed by NMC & next gen materials.

Industry validation

- **Sumitomo Metal Mining** – Japan's largest NMC and LFP producer - **5% equity stake** & strategic focus on **commercial LFP**
- **Rio Tinto** – **5% equity stake** + strategic supply chain collaboration. Lithium and iron feedstock

Manufacturing Advantage & Value Proposition

- **Leverages existing plant and decades of commercial lithium-iron phosphate (LFP) manufacturing experience** – first to commercialize LFP (2005) with experience supplying tier 1 automotive cell manufacturers.
- 30% less OPEX and CAPEX¹, 80% less energy², zero waste², modular and easier-to-permit & no ties to China supply or tech.
- Tech and licensing **supports supply chain, energy, national security interests** in wide range of jurisdictions.

Government Support

- US DoD (US\$12.9M), Québec (C\$18M), NGen (C\$2.8M), NRCan (C\$5M) for commercial capacity expansion of Candiac Demo facility.

¹ Cost Comparison – <https://nanoone.ca/news/nano-one-provides-progress-update-on-its-alliance-with-worley-and-cost-comparison-demonstrating-the-case-for-one-pot-enabled-lfp-cathode-production/>

² Independent Life-Cycle Analysis – <https://nanoone.ca/news/nano-one-could-reduce-ghgs-by-up-to-60-for-nmc-50-for-lfp-and-reduce-water-use-by-up-to-80/>

³ <https://nanoone.ca/news/nano-one-successfully-commissions-proprietary-agitator-equipment-boosting-throughput-capacity-at-candiac/>



nanoOne
.....

TSX: NANO

Changing How the World Makes Battery Materials

Question & Answer

