Changing How the World Makes Battery Materials

Lower Cost | Easier-to-Permit | Simplified Process | Supply Chain Resilient | Modular & Scalable

nanoOne

TSX: NANO | FF: LBMB | OTCQB: NNOMF

Disclaimer

None of the information or analyses presented are intended to form the basis for any investment decision, and no specific recommendations are intended. Accordingly, any use of this information is at the reader's risk and without liability to Nano One Materials Corp. ("Nano One" or the "Company"). The information contained herein is not to be construed as either a public or private offer or solicitation to purchase securities in the capital stock of Nano One. Nano One expressly warns readers not to rely on the information herein for investment or other related purposes. The reader is referred to his/her professional investment advisor regarding investment or related decisions respecting the securities of Nano One.

Forward Looking Statements

Certain information contained herein may constitute "forward-looking information" and "forward-looking statements" within the meaning of applicable securities legislation. All statements, other than statements of historical fact, are forward-looking statements. Forward-looking information includes, but is not limited to, statements with respect to expected demand for LFP, competitive conditions, current and future collaborations, the Company's ability to achieve its stated goals, financing endeavours, technical progress, market demand and the commercialization of Nano One's technology and patents. Generally, forward-looking information can be identified by the use of forward-looking terminology such as "targets", "expects" or "plans", or variations of such words and phrases or statements that certain actions, events or results "will" or "may" occur. Forward-looking statements are based on the opinions and estimates of management as of the date such statements are made and they are subject to known and unknown risks, uncertainties and other factors that may cause the actual results, level of activity, performance or achievements of Nano One to be materially different from those expressed or implied by such forward-looking statements or forward-looking information, including: anticipated revenue streams, the Company's licensing model, target markets, target cost-reductions, target partners, capital expenditures, raw material and other costs, financing and additional capital requirements, customer adoption, government funding support and the ability to draw on all available funding, the development of technology, supply chains, and plans for construction and operation of cathode production facilities, the value, functions and intended benefits of Nano One's technology and products, the commercialization of the Company's technology and patents and potential revenues which would be reasonably expected to come from such activities, expected timing of commercialization milestones, industry acceleration and demand, engineering and permitting timelines, regulatory conditions, the continued advancement of strategic relationships. Actual results may differ materially from those expressed or implied by such forward-looking statements due to a variety of risks and uncertainties, including but not limited to those identified in Nano One's MD&A and its Annual Information Form dated March 25, 2026, both for the year ended December 31, 2025, and in recent securities filings for the Company which are available at www.sedarplus.ca. Although management of Nano One has attempted to identify important factors that could cause actual results to differ materially from those contained in forward-looking statements or forward-looking information, there may be other factors that cause results not to be as anticipated, estimated, or intended. Accordingly, readers should not place undue reliance on forward-looking statements and forward-looking information. Nano One does not intend, and does not assume any obligation, to update any forward-looking statements or forward-looking information that are incorporated herein, except as required by applicable securities laws.

500+ Years Cathode Experience

Executive, Investor and Business Leaders

Alex Holmes
CEO

Denis Geoffroy
COO

Carlo Valente
CFO

Adam Johnson
SVP, External Affairs

Kelli Forster
SVP,
People & Culture

Dr. Guoxian Liang
SVP,
Technology

Andrew Muckstadt
VP, Business
Development

Jason Zandberg
Director,
Capital Markets

Aleem Ladak
Director, Corporate
Development

Board of Directors

Anthony Tse
Interim CEO &
Chair

Alex Holmes
CEO

Lisa Skakun
Director

Carla Matheson
Director

Dr. Joseph Guy
Director

Advisors

**Dan
Blondal**

**Robert
Morris**

**Dr. Yuan
Gao**

**Joe
Lowry**

**Hon. Frank
Fannon**

**Donghui
Han**

nanoOne

TSX: NANO

Nano One Materials

A Canadian process technology company producing **LFP cathode active materials**—the critical processing layer between mined & refined minerals and lithium-ion batteries. Our **patented One-Pot™ process** is being commercialized through two revenue channels.

Business Model

Direct Sales—Defence
Produced at our Québec facility, supplying defence contractors across NATO nations.
Active validation work underway

Technology Licensing & Joint Ventures—BESS & EV
Capital-light licensing and JV model for large-volume production serving battery energy storage systems (BESS) and electric vehicle (EV) markets.
Design-One-Build-Many alliance with Worley & Nano One direct-to-customer.

The Opportunity[1]

$40B serviceable addressable market in LFP cathode active materials.
5x projected demand growth outside China next 10 years.

Backed By

Sumitomo Metal Mining & Rio Tinto · Government of Canada, Québec and U.S.

Key Shareholders
Rio Tinto, Sumitomo, US Global RobecoSam, Schroders

Analyst Coverage
Roth Capital, Maxim Group

Share Price:	**C$0.79***
Market Cap:	**C$94.63M***
Common Outstanding:	**119.78M***
Fully Diluted:	**133.25M***
Working Capital:	**~C$17.61M****
Undrawn Funds:	**~C$20M***

** As of August 11, 2026, ** As of June 30, 2026*

[1] BloombergNEF, *Lithium-Ion Batteries: State of the Industry 2024.*

Investment Highlights

A platform built on a portfolio of process technology patents enabling **cost-effective onshoring** of **critical battery materials.**

1. **Scalable, Capital-Efficient Business Model**
   Licensing-led platform with royalty model economics.

2. **Validation through Strategic Partners**
   De-risked pathway supported by Tier-1 industrial collaborators.

3. **Transition from Pre-revenue to Commercial**
   Initial revenues from product sales—licensing and royalty revenues to follow.

EXISTING PLANT
DESIGNED TO SCALE
DECADES OF LFP PRODUCTION EXPERIENCE

nanoOne

Batteries 101

How Lithium-Ion Batteries Work

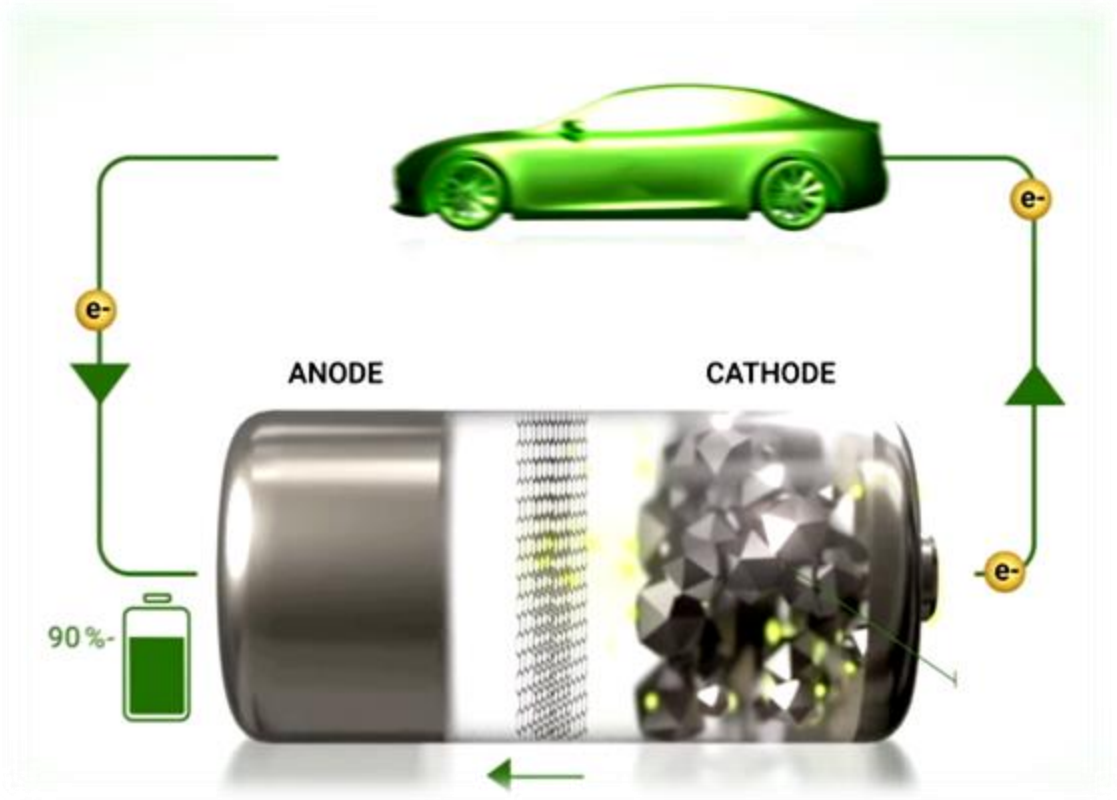

COMPONENTS

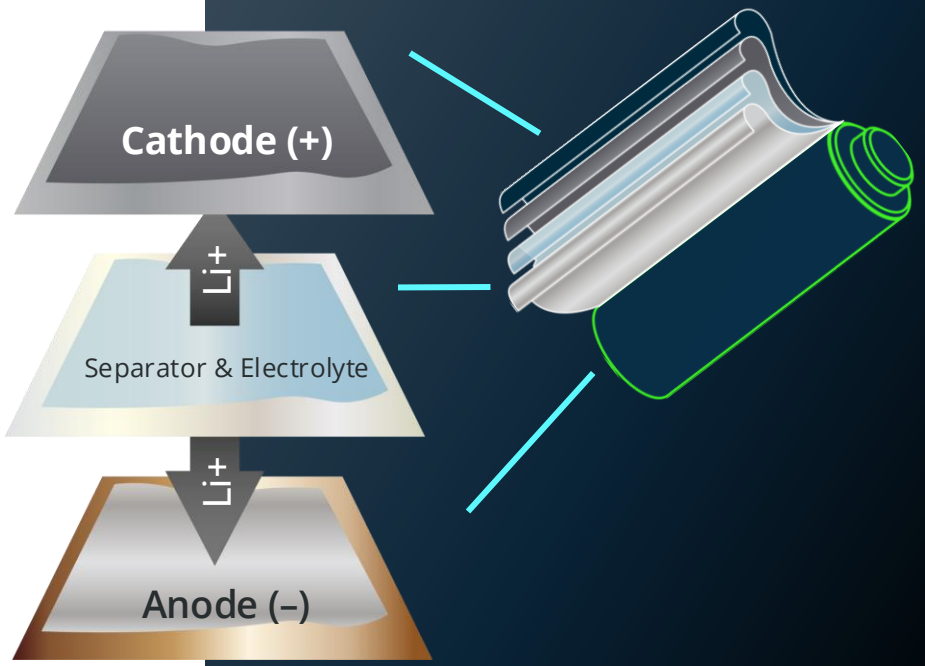

Charging moves lithium ions from the cathode through the electrolyte to the anode.

Energy is generated when lithium ions move from the anode to the cathode.

Cathodes 101

Cathode Active Material (CAM)

Cathodes Drive ~40-60% of a Battery's Total Cost[1]

±15% due to variations in raw material costs.

- Key to energy density, durability, power output, and efficiency.
- Most complex, costly, energy, and environmentally-intensive component.

LFP
LMFP



↑ Durability ↑ Safety ↓ $
LFP Pack Density ≈ NMC
Mass Market EV, ESS, Industrial
70-80% Market Share in China[2]

NMC



↑ Density ↓ Durability ↑ $
Luxury Long Range EV
Various Types (622, 811, 955 etc.)

LNM

↓ Density ↑ Voltage ↑ Charge
Next-Gen Chemistry - Niche

[1] BloombergNEF, 2021 Battery Price Survey.
[2] Shanghai Metal Market, "LFP Growth Continues: Lithium Carbonate Remains Key Price Driver."

nanoOne

Cathode Bottleneck

Global Battery Bottleneck: Cathodes

~98%

Global LFP Cathodes Produced in China[1]

China also holds a near monopoly on precursor cathode active material (pCAM)—with shares above 95%[2]

China Tightens Control On Battery Technology Exports

New restrictions cover LFP processing technologies, know-how, and related manufacturing equipment.

US Restricts Prohibited Foreign Entities

Provides up to US$35/kWh in battery cell manufacturing tax credits, subject to new Prohibited Foreign Entity rules limiting reliance on China-linked entities over time.

G7 Has Pledged Supply-chain Diversification

Increased coordination under the Critical Minerals Action Plan.

Canada-Germany and EU-Canada

Agreements specifically recognise midstream processing capacity as a strategic priority.

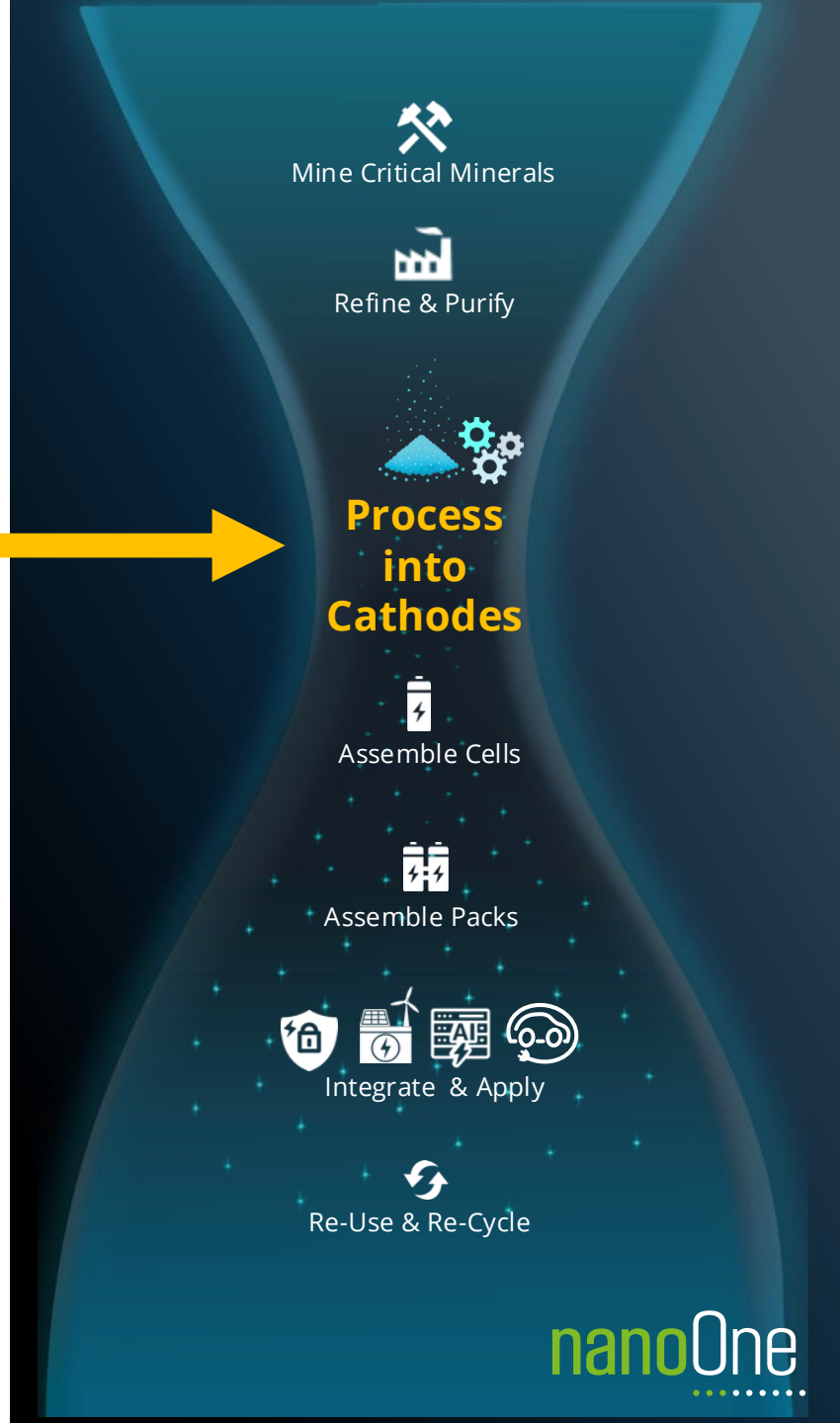

nanoOne

[1] Global Critical Minerals Outlook 2025 | [2] IEA, Energy Technology Perspectives 2026

onePot Process

PCAM, CAM & Coating Combined

59 Patents Granted[3] + 47 Pending

Cost-Competitive[1] & Greener[2]

- UP TO 30% ↓ OPEX AT LEAST 30% ↓ CAPEX
- ↓ 80% LESS ENERGY
- Ø SODIUM SULPHATE WASTEWATER
- ↓ 50-60% GHGS
- ↓ 80% WATER USAGE
- ↑ SUPPLY CHAIN DIVERSIFICATION
- MODULAR – EASIER TO PERMIT, BUILD & OPERATE

See How It Works

[1] Cost Comparison – https://nanoone.ca/news/nano-one-provides-progress-update-on-its-alliance-with-worley-and-cost-comparison-demonstrating-the-case-for-one-pot-enabled-lfp-cathode-production/
[2] Independent Life-Cycle Analysis – https://nanoone.ca/news/nano-one-could-reduce-ghgs-by-up-to-60-for-nmc-50-for-lfp-and-reduce-water-use-by-up-to-80/
[3] https://nanoone.ca/news/nano-one-successfully-commissions-proprietary-agitator-equipment-boosting-throughput-capacity-at-candiac/

Standard Process

PCAM, CAM & Coating Separate

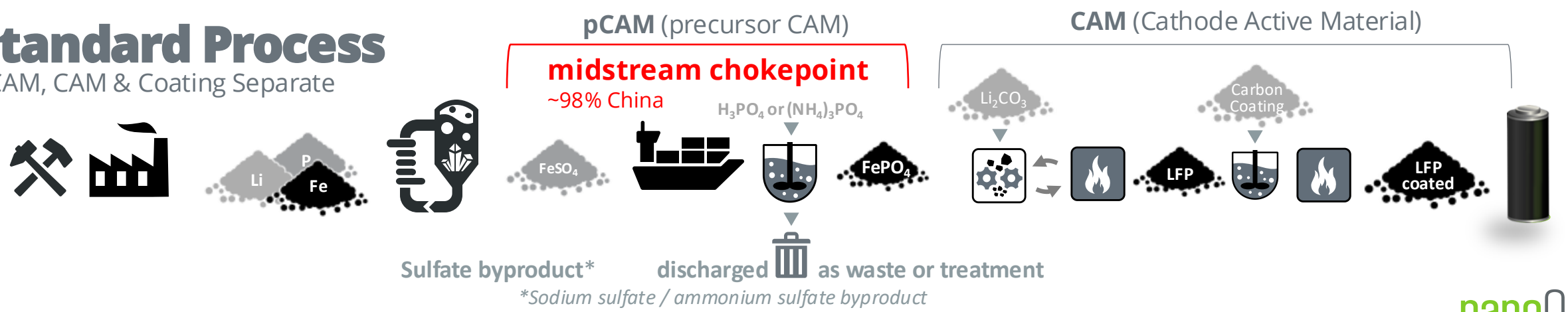

nanoOne

Global Cathode Chemistry Market Demand Forecast[1]

[1] Derived from Bloomberg NEF Lithium-Ion Batteries: State of the Industry 2024

20+ variations[4] of NCM, NCA, NCMA, LMR, LNM, LMFP, Na-ion, etc

Average market size **2.5% (~150 GWh)**

New formulations of LMFP, LMR and NM(CA) will further bifurcate markets by 2035

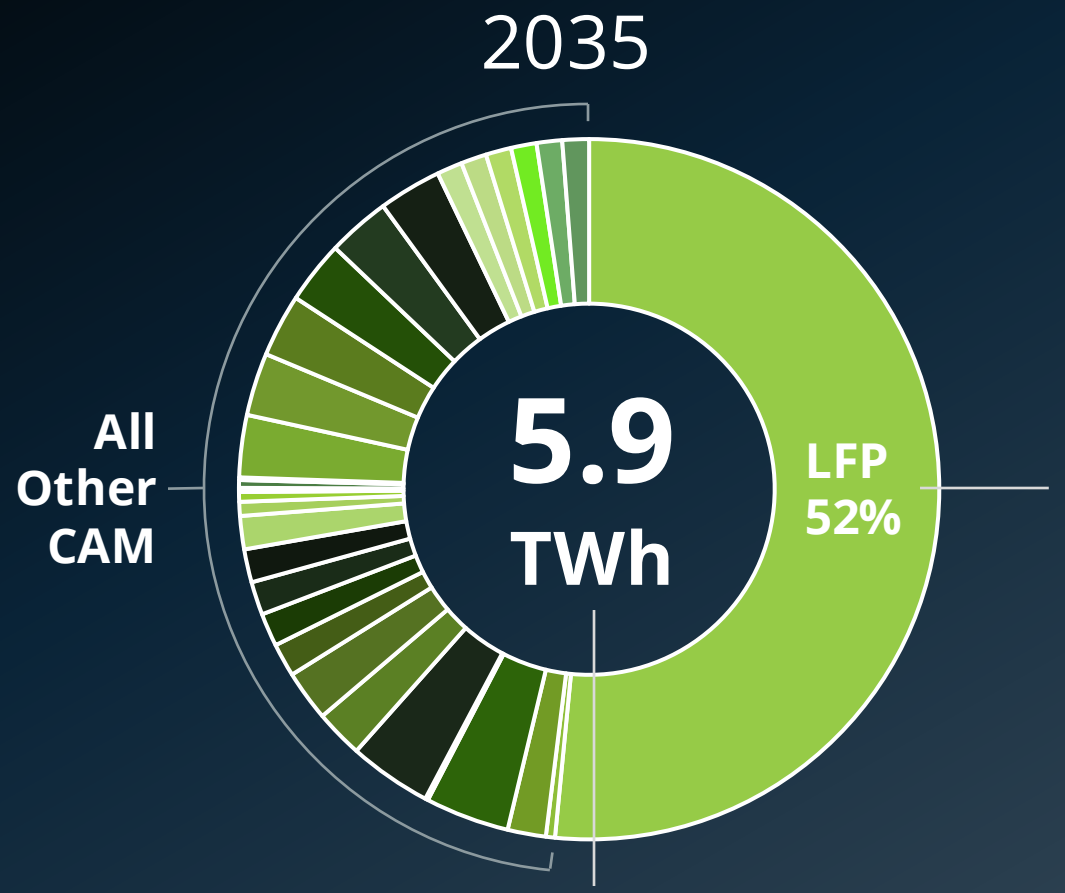

2.1 TWh — **ROW** (exPRC) **4.2 mtpa LFP 168 $½B plants 35 million EVs**

$40 B/yr — **Addressable Market**

20X — **Economy of Scale**

98 million EVs (@ 60KWh / EV), or

enough to supply every home, business and industry in California for 8 days[1], Canada for 4 days[2], or Texas for 4 days[3],

[1] California Energy Commission, 769 GWh/day electricity demand [2] Statistics Canada, 1.54 TWh/day electricity demand. [3] U.S. Energy Information Administration, State Energy Data System, 492 TWh/year [4] NMC = Lithium Nickel Manganese Cobalt Oxide, NCA = Lithium Nickel Cobalt Aluminum Oxide, NCMA = Lithium Nickel Cobalt Manganese Aluminum Oxide, LMR = Lithium Manganese Rich NMC, LNM = Lithium Nickel Manganese Oxide (Manganese Rich Spinel), LMFP = Lithium Manganese Iron Phosphate, Na-ion = Sodium ion

nanoOne

Cathode Market Demand Forecast[1]

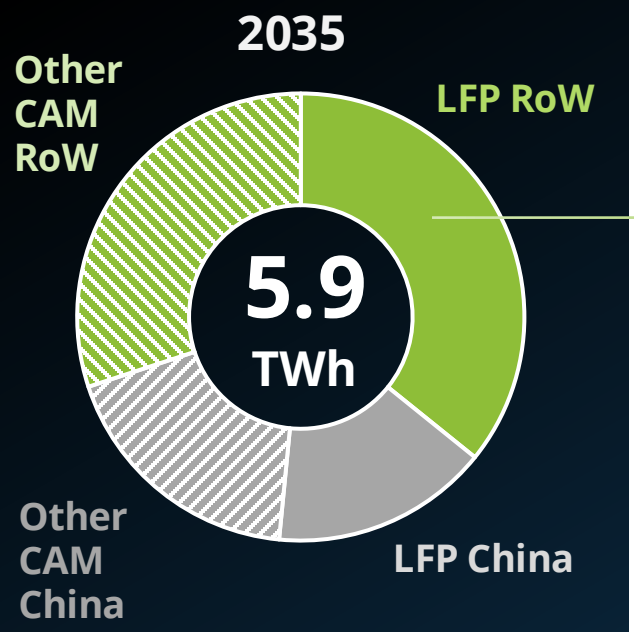



LFP Demand Market Forecast[1]

Mass Adoption is Clear

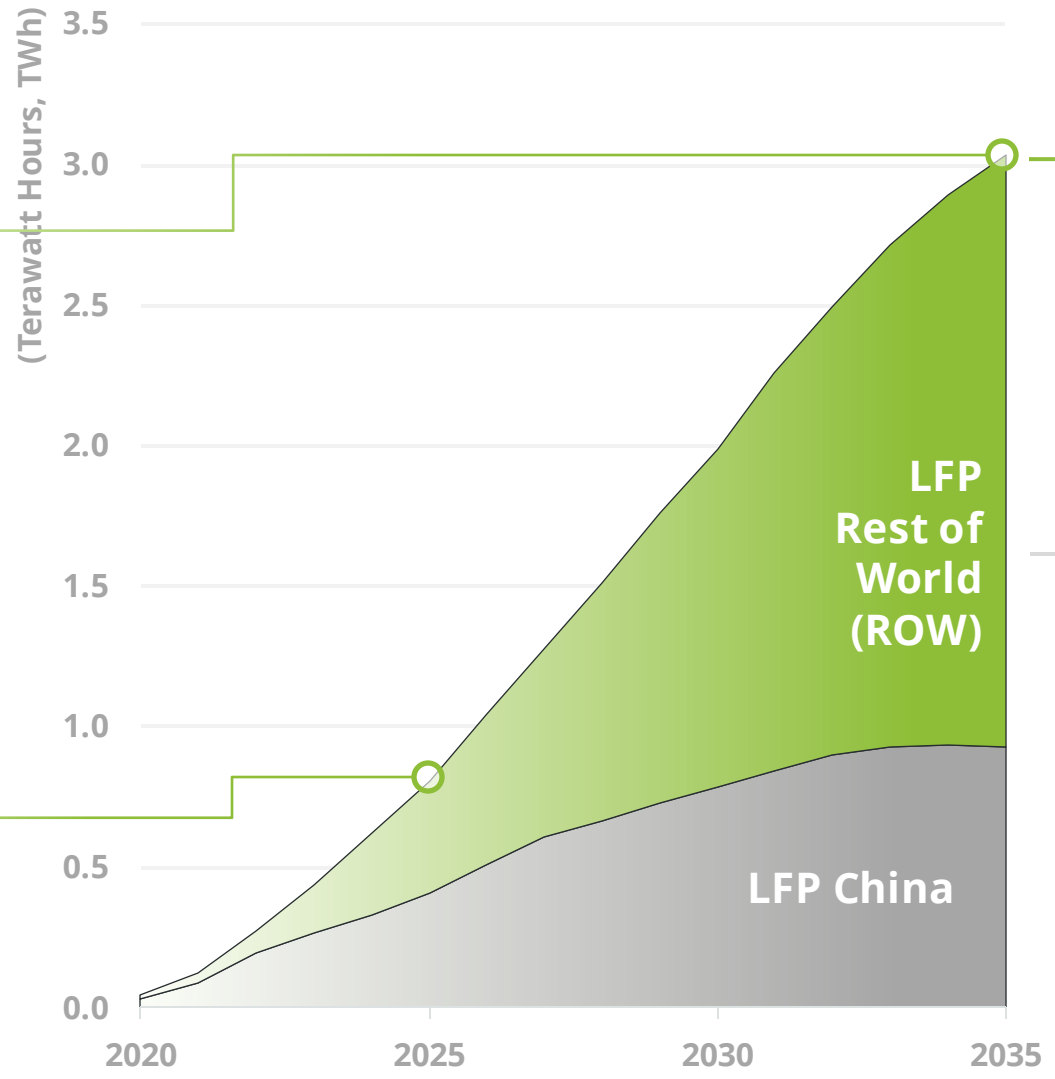

3X higher than forecasted [1,2] in 2021

5X RoW Growth from 2025-35
Driven by ↑ AI ↑ BESS ↑ EV

2.1 TWh
4.2 mtpa LFP
168 $½B plants
35 million EVs

$40B/yr Serviceable Addressable Market (SAM)

[1] Bloomberg NEF Lithium-Ion Batteries: State of the Industry 2024
[2] Bloomberg NEF Long Term Electric Vehicle Outlook 2022

nanoOne

G7 Defence Spending Is Accelerating

Every G7 country reported material increases in defence spending from 2021 to 2025—**directly funding the critical-minerals supply chains Nano One participates in.**

DEFENCE SPENDING GROWTH, 2021 → 2025e (USD)

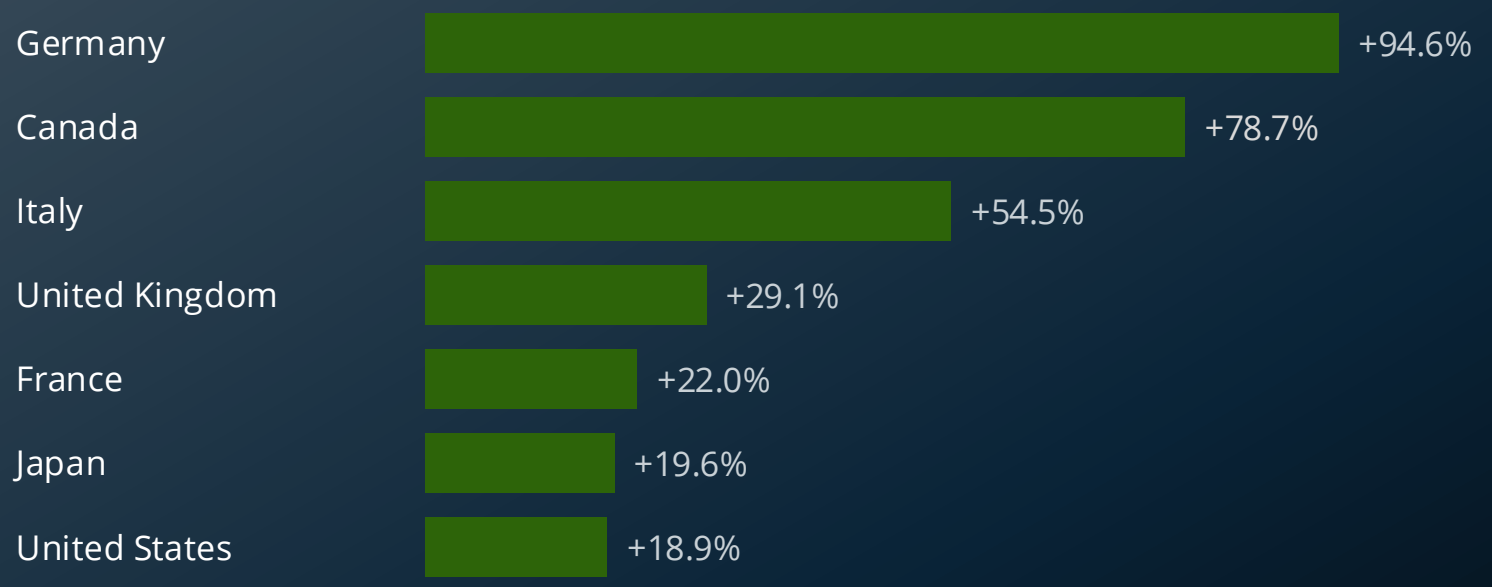

NATO GDP TARGET

5% of GDP

TARGET BY 2035, MORE THAN DOUBLE THE PRIOR 2% BENCHMARK — NATO'S 2025 HAGUE SUMMIT

GLOBAL DEFENCE OUTLAYS

$2.9T

WORLDWIDE 2025 SPEND, A RECORD HIGH — CORE NATO OUTLAYS ALONE ARE ON TRACK FOR ~63% REAL GROWTH BY 2035

Where the spending flows: the global military battery & energy-storage market is projected to grow from ~$2.3B (2025) to ~$3.0B by 2030 as forces electrify vehicles, drones, and soldier systems—reinforcing Western demand for the LFP cell chemistries Nano One produces.

Sources: NATO Defence Expenditure Estimates (2021–2025e, USD Basis); NATO Hague Summit Declaration, 2025; Trends in World Military Expenditure, 2025 (SIPRI 2026); Mordor Intelligence, Military Battery Market Report

Defence & Critical-Minerals Spending

Government capital is pouring into allied critical-mineral and battery supply chains.

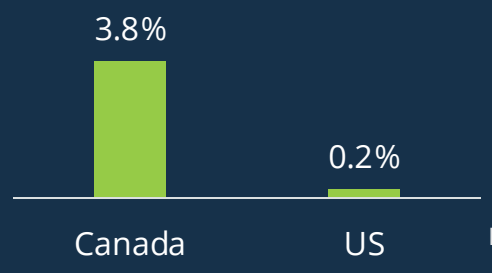

CRITICAL-MINERAL SPEND AS A % OF DEFENCE SPENDING

$16.7B

COMBINED U.S. + CANADA CRITICAL-MINERALS FUNDING COMMITMENTS TO DATE

~45×

GROWTH IN U.S. DOD CRITICAL-MINERALS AWARDS, 2021 → 2025

U.S. DoD CRITICAL-MINERALS AWARDS BY YEAR ($M)

ALREADY FUNDED

$12.9M

U.S. DoD Award to Nano One Materials (TSX: NANO)

DPA Title III (DPAI) · Sept 2024 · LFP Cathode Active Materials · Candiac, QC & Burnaby, BC

Source: U.S. & Canada government and company disclosures.

nanoOne

Military Electrification is a Multi-Decade Demand Driver

MILITARY BATTERIES MARKET FORECAST, 2025 → 2034 (USD)

Global Military Battery Market Forecast

9.3% CAGR

FORTUNE BUSINESS INSIGHTS FORECAST MILITARY BATTERY MARKET WILL GROW TO US$5.2B BY 2034

MILITARY BATTERY APPLICATIONS:

- Unmanned Aerial Systems
- Autonomous Ground Vehicles
- Soldier Power Systems
- Portable Energy Systems
- Hybrid Military Vehicles
- Microgrids For Forward Operating Bases

The increase in Defence spending from 2% GDP to 5% GDP represents one of the largest defence investment cycles in decades.

Sources: NATO Hague Summit Declaration, 2025; Fortune Business Insights

2030 Pipeline

U.S. Demand for LFP

Nano One's One-Pot™ process, enables a FEOC-free pathway from a U.S. resource to finished CAM.

Stage Set for Localization

Policy Measures Having an Impact

Demand is Here

290 GWh of North American cell capacity has been reallocated to LFP—over 600 KTPA of LFP CAM demand by 2030, with almost no domestic production announced.

Supply is Controlled Offshore

China holds 60–70% of LFP cell production, 98% of LFP CAM production, and more than 95% of iron-phosphate pCAM production—a major chokepoint that this funding call is designed to break.

290 GWh Planned LFP Cells 2030 Pipeline

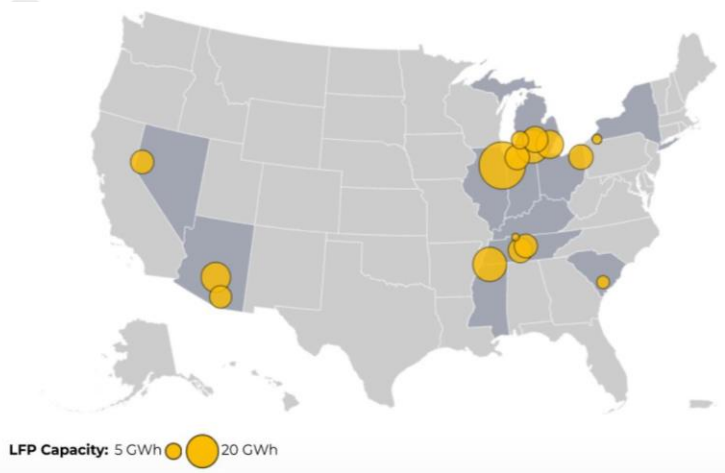

Energy Storage Forecasted to Be ~90% LFP (2025F)

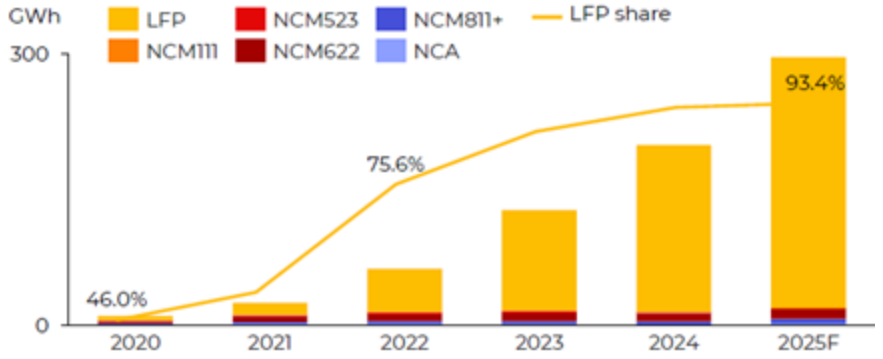

Benchmark Mineral Intelligence. *Mine to Grid: 2025 Year in Review*. Data on growth from 180 to 290 GWh and demand exceeding 600,000 tonnes per annum.
International Energy Agency. (2025). "Beyond NMC: Battery Supply Chain Issues for Emerging Battery Technologies." In *Global Critical Minerals Outlook 2025*. Data on China's 98% share of global LFP cathode active material (CAM) production.
International Energy Agency. (2025). *With New Export Controls on Critical Minerals, Supply Concentration Risks Become Reality*. Data on China's 95% share of global iron phosphate precursor cathode active material (pCAM) production.
International Energy Agency. (2026). "Technology: Battery Storage." In *Global Energy Review 2026*. Data on LFP's 90% share of battery storage installations.

Facilities—Located in Canada

Commercialization Hub

80,000 sf | **Québec, Canada**

Full Scale LFP Plant & 15 Years Manufacturing Expertise
expansion Target → 800+ Tpa

✓ Derisk In Full Scale Production Equipment
✓ Optimize & Train Licensees & Partners
✓ Produce & Plant Qualification
✓ Drive Offtake For Production & Licensees
✓ Direct Sales For Strategic Defence Applications

Innovation Hub

25,000 sf | **BC, Canada**

LFP, NMC, LNMO & Other CAM
59 Patents Granted & 47+ Pending

✓ Ideate & Conceptualize
✓ Prove & Validate
✓ Develop & Evaluate

nanoOne

4-Year Milestones

Proactive. Funded. Focused.

- **1996** — Invention
- **1997-2001** — carbon coating IP
- **2002** — 1st license Phostech
- **2005** — 1st 600ton @ Phostech
- **2012 - 2022** — 2400 tpa @ Candiac
- **2012 - 2024** — LFP grows in China

LFP Early History

- **June Sept 2021** — Launch LFP Strategy
- **May 2022** — C$10.25M **Acquire Candiac** Agree
- **June 2022** — RioTinto — $12.5M CAD @C$2.70 ~4.9%
- **Nov 2022** — Close
- **Feb 2023** — C$10M SDTC
- **Sept 2023** — SUMITOMO METAL MINING — C$16.9M @C$3.07 ~4.9%
- **May 2024** — worley chemetics — Licensing Alliance
- **Aug 2024** — C$2.8M NGen
- **Sept 2024** — US$13M US DoD; C$5M Land Sale
- **Dec 2024** — C$18M Québec
- **Mar 2025** — C$15.7M Sale / Lease Back
- **Oct 2025** — C$5M NRCan
- **Mar 2026** — C$3M NRCan
- **Apr 2026** — C$4.3M NRCan

nanoOne

One-Pot™ Licensing

Rapid Global Scaling & License Model

- Modular, scalable, and globally deployable.
- Eliminates waste and is easier to site and permit.
- Leverages existing pilot and demonstration facilities with less capital at risk.

worley
DELIVERING SUSTAINABLE CHANGE

Proven Technology Track Record (Worley Platforms)
Chemetics: 60+ Years | ~40% Global Share in Sulfuric Acid Technology
Comprimo: 100+ Years | ~60% Share in Sour Gas Treatment
Trusted by Global Operators (e.g., Exxon, Aramco)

Existing Pilot & Demo Facility (Candiac)

ACCELERATES FIRST REVENUES, INVESTMENT DECISION (FID), ADOPTION, OFFTAKE, TIME-TO-MARKET, AND TRAINING

WATCH
Partnership Webinar

Growth Via Licensing

- IP Rights
- Key Proprietary Equipment
- Detailed Process Design
- Modular 25 ktpa Plants with Two Lines Each
- Detailed Process Design
- Customizable Support & Continuous Innovation
- Global Engineering Alliance with Worley
- Upfront Fee + Royalty Stream

nanoOne

Paths to Revenue[1]

Revenue	Direct Sales	Licensing: Dev Project (JV Model)	Licensing: Technology Licensing
Description	• Candiac Facility • Small volumes Defense & ESS (Canada – US - EU) • First revenues add working capital & limits dilution • Key targets in qualification	• Multi tonne offtake samples from Candiac in 2026, B/C samples • Production targets in Canada, Europe, Indo-Pacific, and/or USA • SPV w/ Nano as tech/development partner for minority stake	• Design Once Build Many • Pre-sales package in place. • CAM packages or license only • Co-market & license w/ Worley • Focus on Indo-Pacific & USA.
One Time Revenue		✓ License Fee ✓ Pre-FID support ✓ Operator Training ✓ Post SOP support	✓ CAM package or license fee ✓ Pre-FID support ✓ Operator Training ✓ Post SOP support
Recurring Revenue	✓ sales revenue	✓ Production royalty ✓ optional O&M services ✓ optional Innovation as a Service	✓ Production royalty ✓ optional O&M services ✓ optional Innovation as a Service

[1] *This table is intended to illustrate how Nano One's anticipated three revenue streams (product sales, joint venture, and technology licensing revenues) are designed to scale in parallel, aligned with the expected needs of different market segments. The Company is not currently able to provide guidance on the timing or quantum of fees or revenues, if any, from any of the anticipated streams.*

nanoOne

2025-26 Catalysts—In Motion

- **Finance -** $28.2M in Gov Funding Drawn in 2025 and 2026 (More in Process)
- **Non-Dilutive Capital -** $57M in Active Funding Programs
- **CAM Package –** Three Distinct Packages
- **One-Pot Equipment –** Proprietary Agitator Design & Reactor Design (NGen Support)
- **Government Policy -** Strong Policy Alignment & Engagement: US, Canada, EU
- **Partners -** Advanced Partnership Announcement: SMM and Rio Tinto
- **Capacity Expansion –** Stage 1 @ 800 TPA and Stage 2 @ 1000+ TPA
- **LFP Sales -** Samples in Validation for Defense, ESS, Auto
- **Licensing –** Discussions In-Progress
- **Supply Chain -** Regional Feedstock Diversification Ongoing
- **Innovation -** M2CAM® and IP Work in Progress. 59 Patents and 47+ Pending

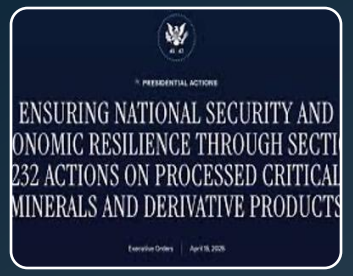

nanoOne

Executive Summary

Growth through Technology Licensing—59 Patents Granted, 47+ Pending

- **High margin potential EBITDA**–Capital light, upfront license fees, production royalty streams, rapid expansion and growth, potential JVs
- **Demo plant in Québec** derisks and supports licensees with production, offtake, training & continuous improvement
- + production revenues from Demo facility brings in non-dilutive working capital while licensing revenues ramp up

Licensing Alliance with Worley

- Co-develop, market and license modular LFP plants with Worley *(Au$8 billion, **world's largest battery materials engineering firm**)*
- Leverage global sales & marketing platform geared to sell One-Pot enabled production lines for **rapid industrialization**
- *Design-One-Build-Many* to tackle scale up needs and **$40B+ LFP market opportunity,** followed by NMC & next gen materials.

Industry Validation

- **Sumitomo Metal Mining** – Japan's largest NMC and LFP producer - ~5% equity stake & strategic focus on **commercial LFP**
- **Rio Tinto** – ~5% equity stake + strategic supply chain collaboration. Lithium and iron feedstock

Manufacturing Advantage & Value Proposition

- **Leverages existing plant and decades of commercial lithium-iron phosphate (LFP) manufacturing experience** – first to commercialize LFP (2005) with experience supplying tier 1 automotive cell manufacturers.
- 30% less OPEX and CAPEX[1], 80% less energy[2], zero waste[2], modular and easier-to-permit & no ties to China supply or tech.
- Tech and licensing **supports supply chain, energy, national security interests** in wide range of jurisdictions.

Government Support

- US DoD (US$12.9M), Québec (C$18M), NGen (C$2.8M), NRCan (C$9.3M) for commercial capacity expansion of Candiac Demo facility.

[1] Cost Comparison – https://nanoone.ca/news/nano-one-provides-progress-update-on-its-alliance-with-worley-and-cost-comparison-demonstrating-the-case-for-one-pot-enabled-lfp-cathode-production/
[2] Independent Life-Cycle Analysis – https://nanoone.ca/news/nano-one-could-reduce-ghgs-by-up-to-60-for-nmc-50-for-lfp-and-reduce-water-use-by-up-to-80/

nanoOne

nanoOne

TSX: NANO

Changing How the World Makes Battery Materials

Question & Answer